



Communities' Transition Pathways - Edmonton, Alberta

Full Report on O-day'min Session Two, July 29th, 2023

Summary

This report summarizes our second community event hosted by Iron & Earth in Edmonton, Alberta's O-day'min ward, in July 2023 as part of the Communities' Transition Pathways Program. The event focused on shared community challenges, environmental changes, sustainability, and achieving a prosperous future, with a particular emphasis on economic diversification and climate change.

Three key interconnected themes emerged from the conversation: housing accessibility, demanding more of government, and community-led solutions. Participants focused on topics related to the increasing cost of living, including housing, transportation, food, and utilities. Being environmentally conscious was also identified as costly, with participants highlighting challenges in accessing affordable resources. They expressed frustration at their governing bodies, calling for more ambitious and creative solutions to the major challenges facing their community. Amidst ongoing challenges such as housing affordability, food security and transportation accessibility, participants' desire to make their community more sustainable emerged as a secondary goal. Participants believed that addressing these issues would have a greater impact on their everyday lives. Despite these challenges, participants expressed optimism about the power of a strong community to enact meaningful change.

All of the participants who filled out the feedback form learned something new from the discussion, and indicated their appreciation for having a space for further sharing and community-based learning. Following this session, Iron & Earth held a third community discussion in O-day'min in September, continuing the conversation started in this session.





1. Introduction

About Iron & Earth

Iron & Earth (I&E) is a not-for-profit organization with roots in the fossil fuel industry. We create pathways to opportunities in the net-zero economy for fossil fuel workers, Indigenous Peoples, and their communities. Our programs lower barriers to building community-led climate solutions for the sustainable future through engagement, training programs, infrastructure projects, and career platforms.

Why this community was selected to have a conversation

This session series was made possible through funding from the David Suzuki Foundation and Alberta Ecotrust's Climate Innovation Grant, in partnership with Alberta Environmental Network and Climate Justice Edmonton with O-day'min selected as the first of three wards in Edmonton to host a community conversation. "O-day'min" means heart-berry or strawberry in Anishinaabe. The ward was renamed in 2021 because it is a place where community gathers in the "heart" of Edmonton, with the North Saskatchewan River representing the "stem" of the heart, the waterways representing the vessels, and the people representing the veins.

Ward O-day'min is one of the most densely populated areas in the city of Edmonton, with 70,000 Edmontonians residing across the 13 neighbourhoods within the ward.¹ As such, the area is varied and diverse, including venues like Rogers Place, campus buildings associated with MacEwan University, and Edmonton's Chinatown. As explained in our first [O-day'min session report](#), we picked this ward as the starting point for these conversations because of the economic, environmental and social implications that affect the everyday lives of people in this community. Residents have voiced concerns about declining economic opportunities and housing unaffordability in the area, which are exacerbated by climate change and industry transitions. In particular, houseless community members are more vulnerable to extreme temperatures (both hot and cold), increasingly irregular seasons, and heavy precipitation. Ongoing conversations are also happening in the area pertaining to the need for more social housing, supports, and climate resilient infrastructure.

¹ <https://www.annestevenson.ca/ward-odaymin>





O-day'min, and Edmonton at large, faced hardships throughout COVID-19 in tandem with other economic, social and environmental issues, the impacts of which are still being felt by the community. For instance, local businesses in the area are suffering from rising costs and a smaller customer-base as more workers have moved to working remotely². In July 2023, during the time of this session, the vacancy rate for Edmonton's downtown office spaces reached 24.1%, 6% higher than the national average, indicating that more workers are choosing to continue working remotely, potentially causing knock-on effects for the downtown economy.³ This has sparked a conversation downtown regarding the possibility of converting office spaces to housing.⁴ Closing businesses and fewer renters and shoppers on the streets have increased concern over downtown becoming a less safe and more desolate place to live.

O-day'min's first session was in January 2023, focusing on overall community challenges and family impacts, what a sustainable future may look like for the community, and how to achieve a prosperous future. The second session, held on July 29th 2023, expanded on this conversation, focusing on three specific areas that emerged as interest points in the first session: accessibility, affordability, and social supports.

About the conversation participants

Our objective was to bring together people of different ages and races, and with varying educational and industry backgrounds. To achieve this, we used different methods to reach out to potential participants, such as social media posts, physical advertisements, and facilitated outreach led by our team. In addition to posting on I&E's social media pages, we also shared the social media posts on community Facebook pages that are frequently used by local residents and university students. From the previous session's participants feedback, we also focused on outreaching to cultural associations in the city. This is reflected in our findings that this session saw considerable increases in attendees who identified as immigrants, Indigenous, and 2SLGBTQ+.

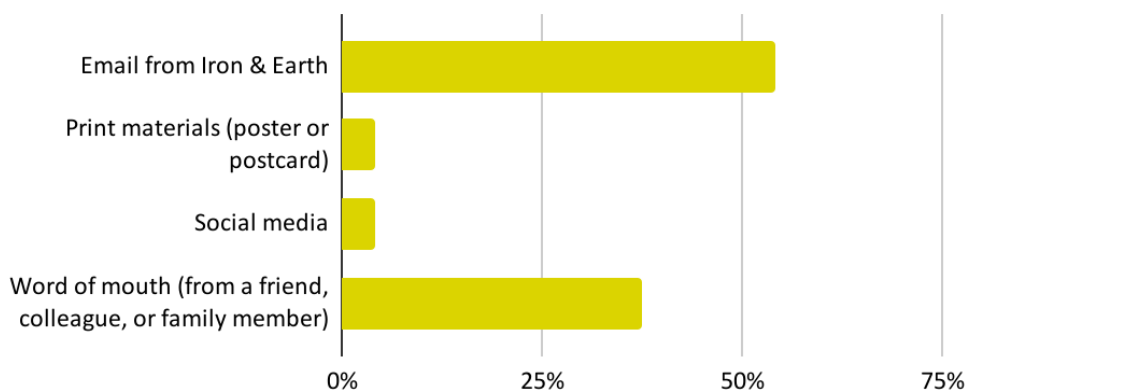
²<https://www.cbc.ca/news/canada/edmonton/edmonton-businesses-reduce-staff-hours-office-workers-1.6555704>

³<https://edmontonjournal.com/news/local-news/downtown-edmonton-office-vacancy-hole-grows-to-24-per-cent-demand-for-industrial-pace-strong>

⁴<https://www.cbc.ca/news/canada/edmonton/extreme-makeovers-interest-grows-in-converting-empty-edmonton-office-towers-into-housing-1.6979033>



Figure 1.1 - Outreach Results



As illustrated in **Figure 1.1 - Outreach Results**, we found that most participants heard about the event through direct outreach email from I&E, followed by word of mouth from someone in their work and social network. This data demonstrates a shift from our last session, where most participants learned of the event through word of mouth, indicating successful improvements to our grassroots outreach strategy.

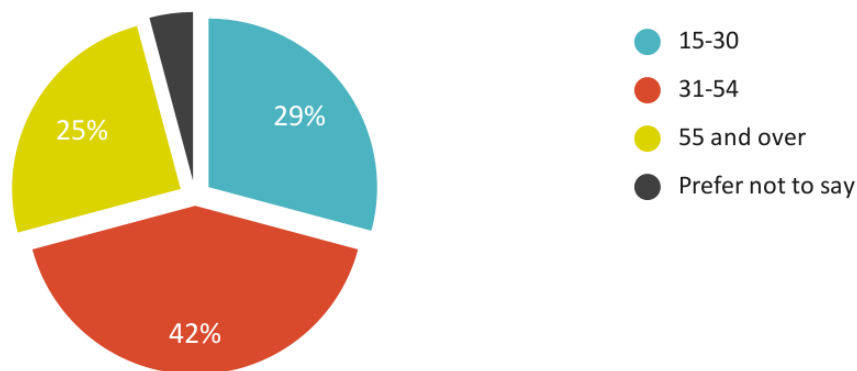
The sign-up form included necessary registration details, as well as accessibility and demographic information. We took into consideration potential barriers to participation and identified that the major accessibility supports were competitive reimbursement, dependent care and transportation stipends, which we included in our form. We also added an open-ended question for participants to list other accessibility requests that they may have, as we understood that each person's needs are different and that our planning might not include them all. The collected data shows that 8% requested dependent care support while 13% of participants requested dietary accommodations during the session. For transportation support, 8% requested support for transportation to and from the session, and 46% opted for stipend to reimburse transportation expenses such as gas and parking tickets. Lastly, 83% of participants opted to receive compensation for their attendance.

From the demographics data collected, 21% of the participants identified as racialized, and 33% described themselves as Indigenous. Our session was composed equally of self-identified women and self-identified men at 71% each, while 14% identified as agender, genderqueer or gender non-binary, and 7% identified as transgender.





Figure 1.2 - Age Groups

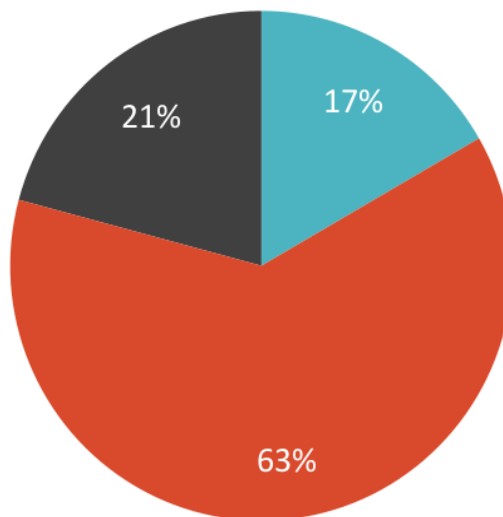


As illustrated in **Figure 1.2 - Age Groups**, 29% of attendees were in the 15-30 range, 42% were in the 31-54, and 25% were over the age of 55 and above. Additional demographics data shows that 75% of the participants spoke English at home, while 17% spoke English and another language, and 8% preferred not to say. On the other hand, 13% of the participants described themselves as immigrants to Canada. 13% identified as someone with a disability, while 25% identified as being part of the 2SLGBTQ+ community. With regards to socio-economic status, 54% of the participants identified as low income (below \$53,413 annually) and 29% identified as middle income (\$53,413 - \$106,827 annually), with the remaining 17% preferring not to say.



Figure 1.3 - Ward O-day'min Residence Status

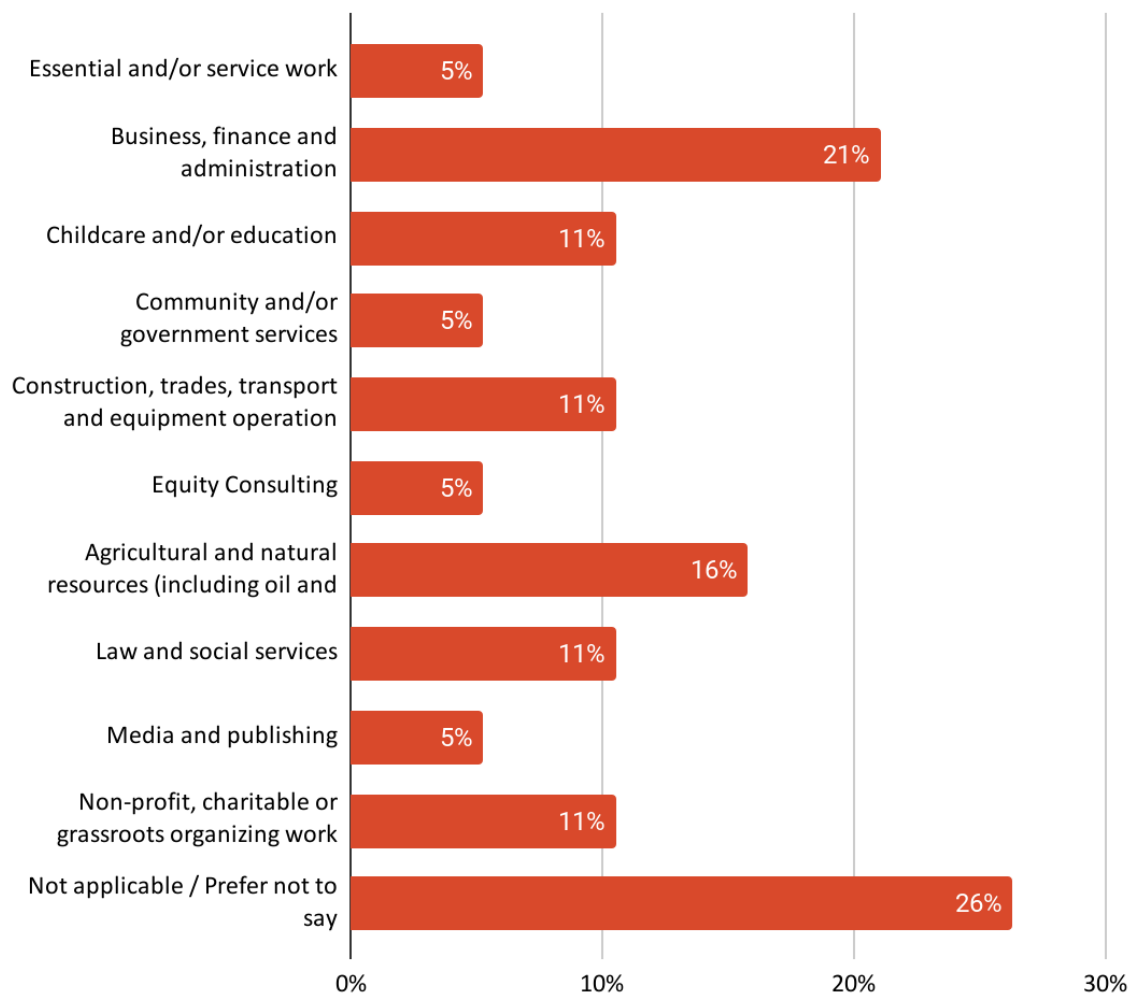
- Yes
- No
- Prefer to not say



Finally, as shown in **Figure 1.3 - Ward O-day'min Residence Status**, 17% of participants are current habitants of the area. This in no way hinders our findings as we value the presence of all Edmontonians in our conversations. They may have connections to the area such as having family or friends who live there, it is their place of employment, or they represent prominent ward groups. Including these participants in our sessions ensures a wide range of perspectives and may also bring valuable connections to amplify our findings.



Figure 1.4 - Job Sector



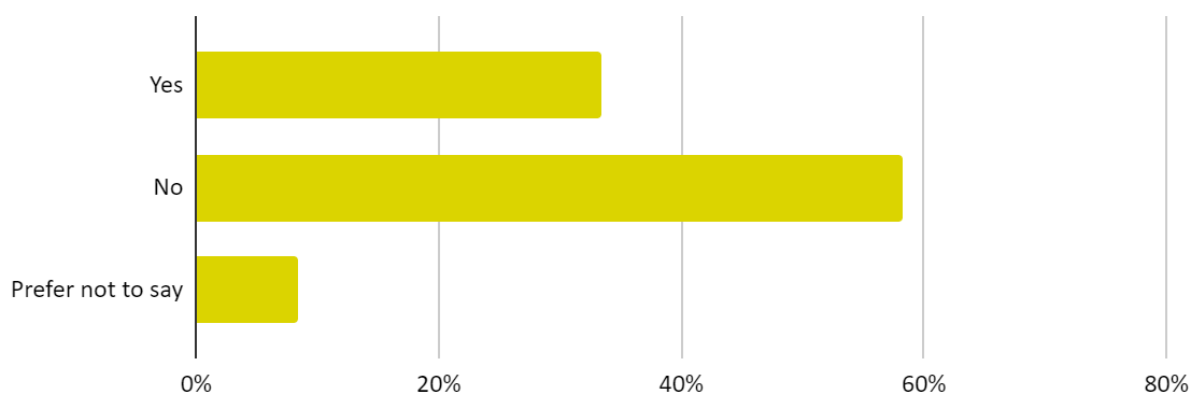
In **Figure 1.4 - Job Sector**, the data showed that 21% of attendees were part of the business, finance and administration. 16% were in agricultural and natural resources (including oil and gas, and renewable energy sectors). 11% were in each category: childcare and/or education; construction, trades, transport and equipment operation, law and social services, and non-profit, charitable or grassroots organizing work. Finally, 5% are in each category: essential and/or service work; community and/or government services; and media and publishing.





Comparing the participants' demographics data to the 2021 Census of Population of Edmonton from Statistics Canada⁵ shows that participants' demographics in some areas are representative of the Edmonton population, while others are not as representative. The census data shows that Edmonton's population is made up of 50% men and 50% women, equal to the gender division of the attendees at our session. In addition, the census data shows that 15-29 years old are 19.7%, 30-54 are 36.7%, and 55 and above are 25.4%. In comparison, the age groups of the attendees are overly representative of the 15-30 age group and 55 and over, and not representative of the 31-54.

Figure 1.5 - Indigenous Identification



The census data also shows 5.8% Indigenous population, a smaller figure compared to our attendees' 33% Indigenous as illustrated in **Figure 1.5 - Indigenous Identification**, while the 13.3% immigrant population is appropriately represented in our attendees' group. Meanwhile, for job sectors data, the attendees' population lack the high representation of the top 2 highest job populations in Edmonton: healthcare and retail.

The Community Conversation

During our planning process, we took great care in the language we would utilize during our conversation and developed a comprehensive script that reflected this (see Appendix A). We wanted to make sure that the language was not confrontational or polarizing, and considered our

⁵

<https://www12.statcan.gc.ca/census-recensement/2021/dp-pd/prof/details/page.cfm?LANG=E&GENDERlist=1,2,3&STATISTIClist=4&DGUIDlist=2021A00054811061&HEADERlist=2,31,30,22,,10,9,8,7,11,,21,19,40,43,16,1&SearchText=edmonton>



target audience. This examination led to the avoidance of potentially contentious terms, such as “just transition.” Additionally, we focused on Edmonton and its peoples, leaving out any provincial, federal, or global associations. These considerations allow the participants to use any terminology they felt comfortable with and not feel the burden of imposed narratives.

The event took place at the MacEwan Roundhouse located in downtown Edmonton, Alberta on July 29, 2023. As with the first session, the venue was chosen for its large open room, which allowed for a comfortable space for the attendees to engage in discussions. The round room was organized into three tables with a capacity of 10 persons each. To facilitate the conversation, three trained facilitators were present at the event. One of the facilitators was also a Community Engagement Officer, representing I&E at a local level. The Community Sustainability Manager was also present to address any concerns or questions that arose during the session.

To capture participants’ responses, we continue to use recording equipment instead of taking written notes in order to accurately determine the speakers, and to respect individual consent and data preservation preferences. In-person sessions provide a more informal space for participants to banter with each other, thus creating a friendly discussion where participants feel comfortable sharing their thoughts and experiences openly. However, it leads to noise interference, verbal interruptions, and extensive exchanges of ideas that prove challenging for the transcription process. Following the success of the first session in O-day’min, we held the session in a larger room and divided the participants into 3 groups occupying separate tables, to reduce overlapping noises between the groups. Facilitators reminded participants at the start of the discussion to be mindful of their voice volume and requested them to provide their names or an identifying factor when they began speaking to ensure that the data analyst can correctly attribute each speaker to their voice and respect the choices outlined in the letter of consent shared at the beginning of the session.

2. What We Heard

We organized the discussion around three main questions, building upon themes identified in [the first O-day’min Community Conversation](#)⁶ (accessibility, affordability, and social supports):

⁶ <https://www.communitytalkscanada.ca/wp-content/uploads/2023/07/IE-Edmonton-Report-Summary-2-pager.pdf>



- What does accessibility mean to you? How can sustainable living be made more accessible?
- What does affordability mean to you and how does it impact your daily life? How can we improve access to affordable, climate resilient housing?" What would an "affordable" life look like in your neighborhood?
- What support do you need in your neighborhood? Which areas require more support and from which sources? Also, what support is needed during the transition/expansion of energy and job opportunities?

To ensure that the discussion was accessible to all participants and to minimize possibility for misunderstandings, facilitators provided general definitions for two key terms. First, accessibility, which we defined as the ability to reach or obtain through available opportunities and/or options. Second, sustainable living, meaning a lifestyle that reduces waste and energy consumption.

From these prompts, the conversation converged around three themes: housing accessibility, more support from government, and community-led solutions.

Housing

Concern over accessing affordable and sustainable housing has been a throughline between both O-day-min Community Conversations. Across the three discussion topics in this session, discussants consistently returned to housing as an area where concerns around accessibility, affordability, and social supports converge. They expressed frustration over the abundance of empty or under-utilized office spaces throughout downtown Edmonton, the inaccessibility of the housing market for low-income people, and the exorbitant price of utilities for renters and homeowners alike.

Participants reiterated that for renters and low-income people in O-day-min, adapting their homes to be more sustainable and energy efficient feels out of reach due to affordability issues and lack of authority over their living space as renters. "I'm afraid like in our society...sustainability is the opposite of affordability," remarked one individual. "Renters usually have to pay their own utilities, but they don't have control over the energy, control of the building. And landlords aren't motivated to put in those measures...if they do then they want to pass on the rent to the cost of the renter," said another.





One participant remarked on how they have seen access to renewable energy fracturing along income lines within their own family:

“My sister is in a more middle class position. She's able to get solar panels and all that, but she just got it done. And on the one hand, I can't get it done...because of low income and my security, so I can't get it done. So I have a house that's hard to heat. It's bad windows, you know, old boiler, you know, my electric, my heating bills are huge. And I can't get it done, but she can get it done.”

People pointed to the Blatchford neighbourhood, a carbon neutral community under development in Edmonton, as an example of the perceived incompatibility of sustainability and affordability. They commended the strides made within that community towards conservation and renewables, but lamented about how these improvements have come at a high cost: “They build sustainable...but when you look at the prices, it's very high income, like it's very high prices, and then no normal person would afford it...that's great, but it's not affordable. But unfortunately, I'm seeing that in a lot of places.”

Government

Throughout the conversation, participants consistently expressed their desires, frustrations, and concerns regarding the role of government in their everyday lives.

On occasion, they directed their requests and grievances at specific levels of government. They discussed the provincial government the most frequently, expressing a desire for more subsidies and grants for renewable energy, higher labour standards within the province, and a greater push for climate-conscious housing. “I'd like to see somebody within the provincial government be in charge of affordable sustainable housing for everybody,” one participant remarked. “And until that happens, we could read every day and talk about the problems in the city, and there'll be no results. So we need somebody to take ownership and make it happen.”

Discussants directly addressed the federal and municipal government less frequently, indicating that the community members we spoke with view provincial policies as having the greatest impact on their daily lives. When discussing the federal government, participants expressed a desire for better communication about existing programs. For example, after being informed by another participant about federal rebates for solar installations, one individual said, “but if you've never seen an advertisement that says that, or a posting that says that, you have no idea where



[to go].” Similarly, a discussion about the federal carbon tax prompted one person to state that “people need to be more aware about where their money is going when they pay for taxes...if you don't think about where it's going...it feels a lot worse to pay that money.” Participants discussed the municipal government of Edmonton the least throughout the conversation. Concerns directed towards it were focused exclusively on improving housing options for Edmontonians and putting people first. As phrased by one participant: “The city caters to the whims of the developers, so they build unsustainable neighbourhoods.”

Most often, however, participants discussed their desires and frustrations regarding government in broad terms: they articulated aspirations for more ambitious governing bodies in general, rather than calling on a specific level of government to take responsibility for change. For example, one participant called upon government to adopt more creative thinking and community consultation when solving protracted issues like housing insecurity and energy transition: “Government right now is really hung up on like this, you know, one size fits all approach. I really wish that governments would, you know, somehow be able to take away all of the ideology, all of the different things...and [just] talk to the people who are affected.”

Beyond these broad frustrations, participants expressed concerns around existing regulations of waste: they discussed a desire to see government take excessive food waste, plastic waste, and energy efficiency more seriously. Phrased succinctly by one individual, “There should be laws in place that protect against waste.”

Throughout the conversation, people also expressed enthusiasm for additional government support of energy transition, particularly with regards to bolstering workers. They advocated for expanded access to training grants and subsidies, as summarized by the following quote: “Government needs to take a lot of responsibility for facilitating the transition, which to me means Government funding for retraining of oil sector workers and people who are working generally in the fossil fuels industry.”

Community-Led Solutions

Despite these frustrations, participants conveyed a sense of optimism about a community-led approach to tackling O-day'min's most significant issues, like affordable housing and food access. For many of the people, sustainability was framed as a secondary desire to other more pressing problems. “I think that like the average person, like a working person in Edmonton isn't going to





have time to think about solar panels or electric. Right? They're thinking about struggling here, or you know, their jobs," said one participant. Another individual echoed this sentiment: "We have an idea in our head of the way that we're supposed to live. And everyone's going to try and get as close to that, even if they're sacrificing you know, sustainability is something like that,"

However, participants argued that sustainability measures could be used most effectively to address other key issues like housing affordability, food security, and transportation accessibility. For example, community renewable power projects were discussed at length as a means to reduce costs for individuals, while accelerating the energy transition: "I think making solar energy a community problem rather than an individual each person has to buy then put them on their house, would be more effective at addressing the climate issue more directly, because that would kind of be a mass project, instead of waiting for each individual to buy into solar energy." Another person reiterated this sentiment, tying it to a broader desire for government to take the onus off of individuals to build out renewable energy infrastructure: "If they put solar panels on the top of every public building, they'd have enough money to feed the grid all the time. But they're pushing it on [individuals], like on homeowners."

Over and over, the conversation returned to a desire to build a strong community, capable of advocating for and implementing change. "If your community is healthy, if your community is committed, if your community is involved, good things happen," argued one participant. Another agreed effusively, "I think the biggest thing we can do is to connect [with each other] in community." In discussing O-day'min's future, a discussant reiterated the importance of community-led change: "Decision-making should be a bunch of citizen voices bringing goals to government, who implements those changes."

3. What We Learned

Feedback

At the end of the session, 94% of participants filled out the feedback form. The average level of satisfaction is 4.2 out of 5, with 5 representing the highest satisfaction rating. 48% of participants rated their satisfaction level as 5, followed by 39% of participants at satisfaction level of 4. 4.3% gave a rating of 3, and 8.7% rated their satisfaction level as 1. It is highly plausible that the 1 rating was a mistaken entry for 5, due to the participant's answers on the other





questions that indicated high satisfaction. To prevent future incidents, the feedback form template has been revised to indicate satisfaction using descriptive answers, i.e. “very satisfied - satisfied - neutral - unsatisfied - very unsatisfied”,

Figure 3.1 - Feedback Form Results

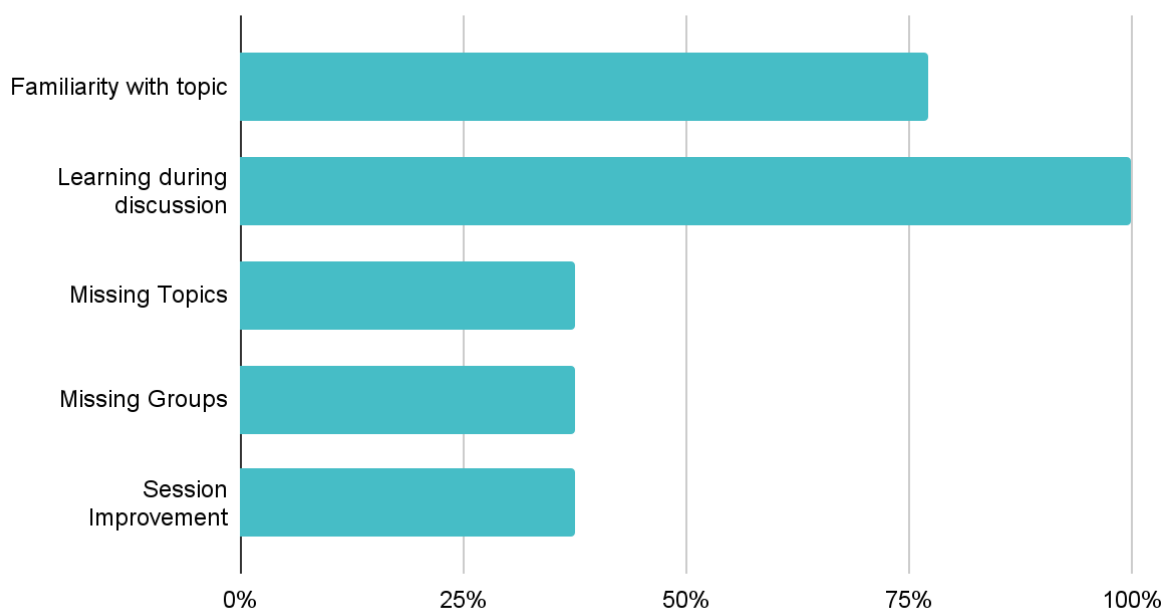


Figure 3.1 - Feedback Form Results shows that of those who filled the feedback form, while 77% of participants were familiar with the topic prior to the discussion, all participants learned something new during the discussion. Additionally, 38% provided their opinions on each category on missing topics during the session, groups that were not represented, and anything else that could be improved during the session.

The missing topics identified include action items for discussion participants, and automation as a form of threats to jobs for humans as part of sustainable communities. Some participants identified missing groups in the session, such as representatives from community service providers including public transport operators; municipal officials; representatives from Black-led organizations and unions; homeless persons; and seniors. Meanwhile, feedback on improving the session included ensuring more equal speakers’ speaking time, and concerns on the potential lack of efficiency on session recording procedure due to the placement of the



recording equipment. Participants also listed positive feedback for the session such as the great inclusion and explanation of topics, and appreciation on hearing from other discussion participants.

For future communication, all participants opted in for future conversations on similar topics, and 96% of participants subscribed to newsletters from I&E for other events and programs.

Conclusions

In conclusion, the second community session hosted by I&E in O-day'min facilitated a dialogue between community members around shared challenges, barriers to sustainability in everyday life, and potential pathways to a prosperous future. The community members we convened spoke at length about the in-accessibility of affordable and sustainable housing, their frustrations with various levels of government, and their desires for community-led solutions. The prospect of building strong, united, and mobilized communities was a source of optimism for participants.

Following the event, I&E organized a follow-up community discussion in O-day'min to complete the dialogue discussions and address the identified concerns. This initiative demonstrated Iron & Earth's commitment to engaging with the community and working towards sustainable and inclusive solutions. Overall, the event provided valuable insights into the needs and aspirations of the community. It highlighted the importance of adopting sustainable practices and inclusive approaches to ensure a prosperous future for all.

4. Next Steps

I&E plans to share the knowledge gained from this community event with the community of O-day'min and other communities across Canada. The discussions sparked by this event have the potential to inspire future conversations, ideas, and community interests.

We successfully conducted the third and final O-day'min session in September 2023. This event built upon the discussions held in the previous sessions and incorporated fresh ideas and perspectives from the community. Prior to this event, we implemented a local campaign to ensure a diverse range of participants, representing the community's diversity, in future sessions. More information about this third event will be provided in the coming weeks and months, along





with the final community session report. Following our third session in September, we will conclude this phase of the program in O-day'min.

We will compile all findings in the session reports to summarize the needs and desires of O-day'min residents and surrounding areas. These reports will be shared with our outreach network, key stakeholders, decision-makers, and published on our website for the benefit of all. Additionally, the communities team and other I&E programs will explore post-session opportunities resulting from these sessions, such as potential partnerships, employment programs, mentorship opportunities, advocacy efforts, and more.

If you would like to learn more about the program's progress and the work that takes place after the sessions, please contact us at communities@ironandearth.org.





Appendix A

The following appendix contains the script that was used as a general guide by the facilitators for the first Edmonton Community Conversation conducted by Iron and Earth.

Script for Facilitating an Iron and Earth Session - Second O-Day'min Session

CONVERSATION TIME BREAKDOWN:

1. Session Introduction: 20 minutes
2. Breakout Group Setup: 5 minutes
3. Breakout Conversations: 60 minutes
4. Break: 10 minutes
5. Reporting Back: 5 minutes
6. Session Conclusion: 20 minutes

TOTAL TIME: 120 minutes

DOORS CLOSE TIME: 1:40 pm/when max capacity is reached

START TIME: 1:30 pm

END TIME: 3:30 pm

SETUP START TIME: 12:30 pm

SETUP PERSON:

- Set up [presentation slides](#)/theater screen
- Setup microphone(s) and lighting
- Have a facilitator in front doing headcount checking registered names and hand out registration forms if they haven't filled them, for those unregistered, provide registration





form and letter of consent. Once we cap our numbers lead folks to fill up our sign up sheet

SESSION INTRODUCTION: 20 Minutes

Session Overview Introduction:

Hello everyone and welcome to O-Day'min's second Community Conversation hosted by Iron & Earth. This is the beginning of a series of conversations happening across the city on the topics of livelihoods, climate change and energy transition.

[primary facilitator introduce themselves]

- name
- pronouns (if desired)
- association with Iron & Earth
- Why are you facilitating today? / provide goals for session

We would like to acknowledge the Indigenous land where we are today within Treaty Six Territory and Métis Region 4 in amiskwaciy-wâskahikan, so-called Edmonton. The home of many Indigenous Peoples including the Cree, Tsuut'ina, Blackfoot, Métis, Nakota Sioux, Haudenosaunee, Dene Suliné, Anishinaabe, and the Inuit.

Funding for this event is generously provided by the David Suzuki Foundation and Alberta EcoTrust through their Climate Innovation grant.

Iron & Earth started this kind of community engagement last year in Hinton, Alberta with the idea of building relationships with people that go beyond a simple consultation process, meeting communities where they are at, to understand their ideas on climate change, the transition, potential solutions, and their level of preparedness on each of these issues. We shared with you a 1-page highlights report for our communities program so that you have an idea of what to expect from the session. We recognize that each community is different.





After this conversation is over, we will be writing up a short report about what was shared in this conversation. This report will hopefully be a useful resource for understanding the needs and desires of O-Day'min's residents and will be shared with you all, our outreach network and key stakeholders and decision-makers, as well as being published on our website.

For the rest of this second session, we'll talk a bit about the O-Day'min community and the issues it's facing. Then we'll be sorting you into breakout groups to talk through 3 questions related to your community, its challenges and your vision for the future. There is also pen and paper if you prefer to share your ideas in a written form.

Each group will have a facilitator. You'll be in those breakout groups for about 60 minutes. With each question taking up to 20 minutes.

Finally, we'll come back together for a quick wrap-up and aim to be done by 3:30pm.

If you haven't filled out our registration or consent forms please fill it and give it to one of our facilitators. Also let us know if you are experiencing any accessibility issues.

IMPORTANT: This is a space that welcomes diversity of opinions, we ask that these conversations are approached with mutual respect and care. We endeavor to have a meaningful conversation with the participants who have diverse perspectives, backgrounds, and experience.

Privacy Policy:

We shared a letter of consent for you to sign. In it we explained the participation, reimbursement and confidentiality processes. From it:

We would like to highlight that we will be recording today's conversation, but the transcripts and documents collected will only be shared between Iron & Earth staff. After this process ends, the notes will stay with Iron & Earth. These notes will be used to produce our reports. However, your participation will remain anonymous.

We do want to include some quotes in the community and final reports, but they will have no name attached to them.





We also want to make sure that you know that you are free to leave at any point during this session. We truly appreciate your time and respect your privacy.

Lastly, we ask that you please do not record, or photograph the conversation.

Facilitator Introductions:

We have 2 other local facilitators with us today.

[Secondary Facilitators please introduce yourselves]

- name
- pronouns (if desired)
- association with Iron & Earth
- Why are you facilitating today? / provide goals for session

Conversation Introduction:

What is this conversation about?

- **Livelihoods:** Our livelihood is our means of meeting our basic needs, such as food and shelter
- **Climate Change:** The rise of temperatures and its impacts on weather systems are producing major challenges in the community and it is caused by human activities
- **Energy transition:** The shift from an energy mix based on fossil fuels to one based on renewable energy sources

What's going on in Edmonton?

- Edmonton has been experiencing a variety of concerning weather events including heat waves, cold snaps and extreme precipitation events, and related events like wildfires
- Overall, 75% Edmonton residents acknowledge that climate change is a concern and 70% want to personally do more to prevent climate change.





- Edmonton municipal government offers retrofit, grant and engagement for climate change action. However, there has been noted lack of funding and accessibility issues with some of the programs.
- There have been some large transition projects that are in the works including KĪsikāw PĪsim Solar Farm, LRT expansions, and the City of Edmonton passed funding for \$100 million for more bike lanes. Also approved 1.8 billion for roads and there is the \$38.6M construction project going on to build a footbridge in Edmonton-Strathcona County

What's going on in O-Day'min?

- New LRT line into downtown is closer to being finished and will hopefully open soon (has been delayed due to engineering miscalculations and construction delays)
- Community gardens, and the Sundance Housing Co-op are examples of projects in O-day'min being used to improve community wellbeing
- Affordability is a major concern, around 3000 people (accounted for, probably more) experience homelessness in Downtown Edmonton and many others struggle with rising grocery bills and utility costs
- There is a large Chinese and immigrant population in Downtown, experienced increase in xenophobia during the pandemic

BREAKOUT CONVERSATIONS: 60 Minutes

Setting-up Breakout Groups: 5 minutes

[Facilitators please remember to turn on recording once you're in the breakout group]

[Participants should say their first names when they speak, so that they can be recorded. This is only for reference purposes, the name will not show in any of our results]

Accessibility Definition: the ability to reach or obtain through available opportunities and/or options

Sustainable Living Definition: lifestyle that reduces waste and energy consumption





Examples: Better transit/transit subsidies, climate resilient infrastructure, low income housing, job transition training, available renewable jobs, affordable retrofits

1. Question 1 20 Minutes

What does accessibility mean to you? How can sustainable living be made more accessible?

2. Question 2 20 Minutes

What does affordability mean to you and how does it impact your daily life? How can we improve access to affordable, climate resilient housing?" What would an "affordable" life look like in your neighborhood?

3. Question 3 20 Minutes

What support do you need in your neighborhood? Which areas require more support and from which sources? Also, what support is needed during the transition/expansion of energy and job opportunities?

BREAK: 10 MINUTES

Reporting back to the room: 5 minutes

CONCLUSION: 20 MINUTES

Desired outcomes and impacts of this project

As we indicated in our introduction, we will be writing up a short report about what was shared in this conversation. This report will hopefully be a useful resource for understanding the needs and desires of O-Day'min's residents and will be shared with you all, our outreach network and key stakeholders and decision-makers, as well as being published on our website.

We also want to develop a third session O-Day'min in the Spring where we can continue this process and facilitate a space for further discussion, where local ideas can lead to local solutions.





We'd like you to take some time and give us your feedback on this conversation. This is your chance to tell us if there's anything you wish we had talked about, anything you learned, or anything else you want to tell us! We will also send this via email for those who are unable to complete it at this time.

[Share feedback forms and give time to fill them out]

Finally, we would like to remind everyone that all reimbursements are subject to a processing time of 10 business days.

On behalf of Iron & Earth, I'd like to thank you again for joining us. Have a wonderful rest of your day!

[SESSION END]

[Collect remaining registration and consent forms and Audio Recording Devices]

